

Symbole für einpoliger Schalpläne

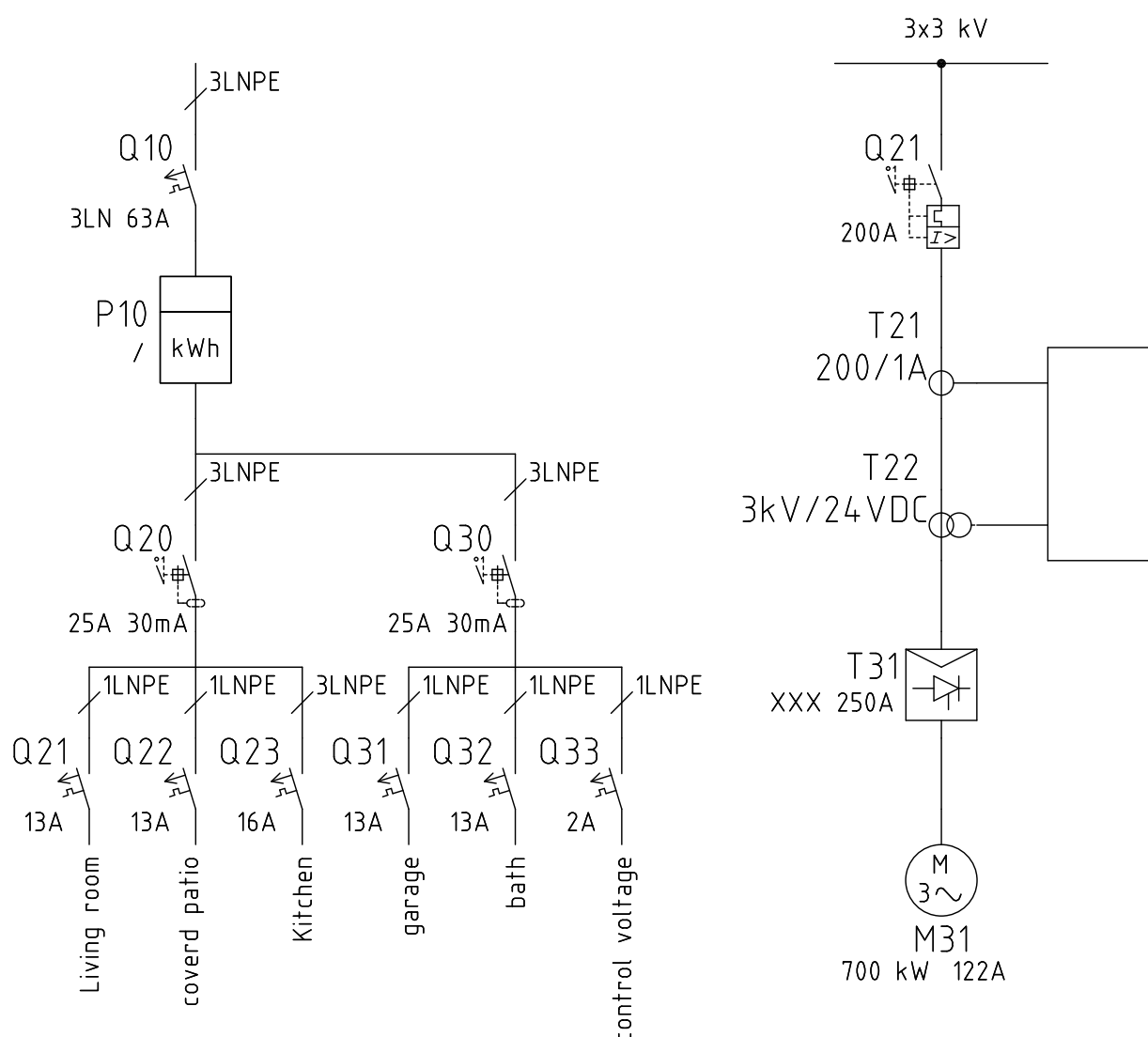
Symboles pour les schémas unifilaires

Simboli per schema unifilare

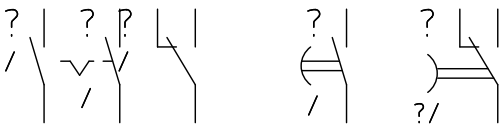
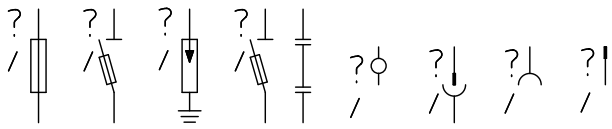
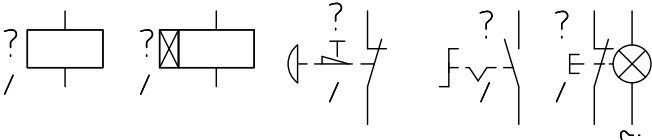
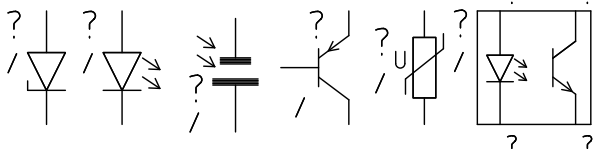
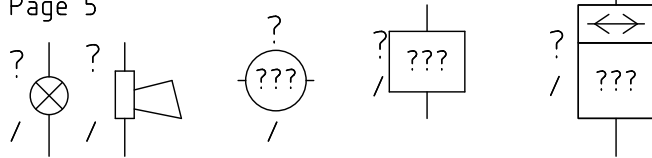
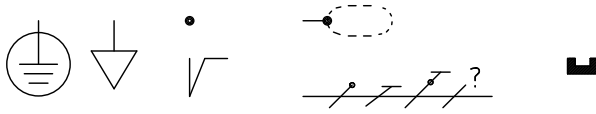
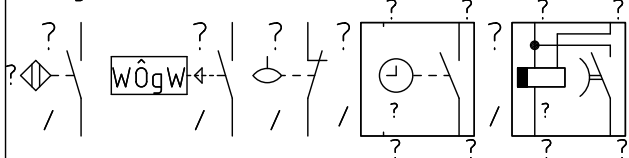
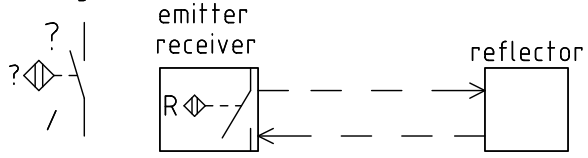
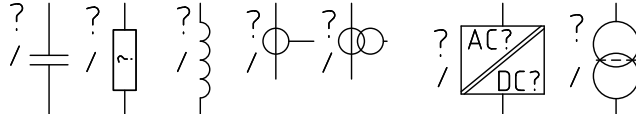
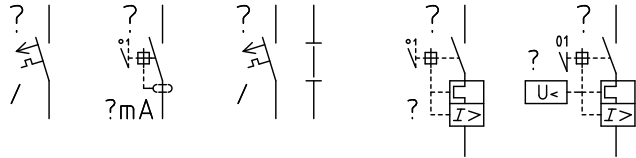
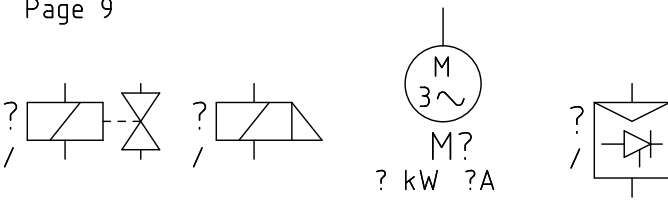
Symbols for single-line diagram

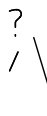
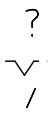
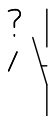
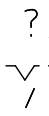
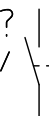
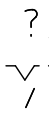
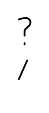
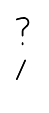
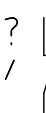
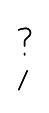
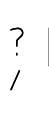
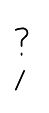

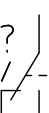
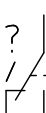
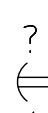
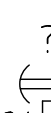
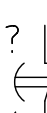
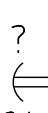
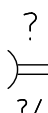
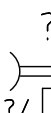

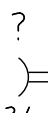
DXF

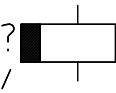
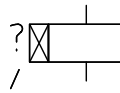
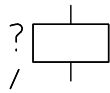
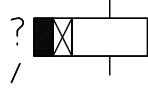
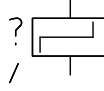
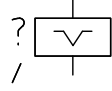
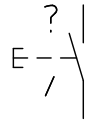
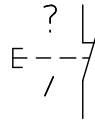
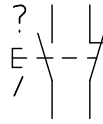
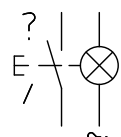
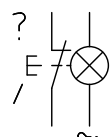

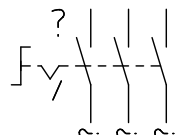
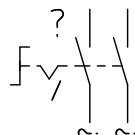
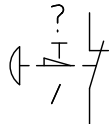

www.facebook.com/groups/electrical61082
www.favreber.ch/precis_cad/download/fav0001_dxf_symbol.zip

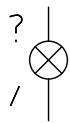
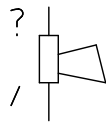
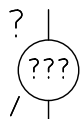
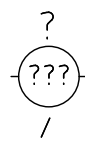
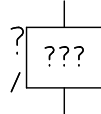
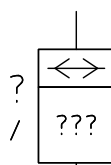


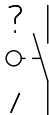
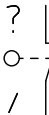
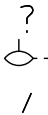
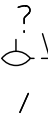
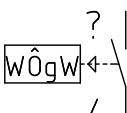
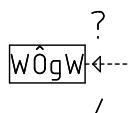
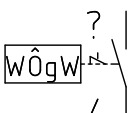
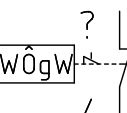
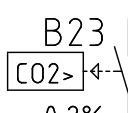
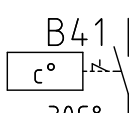
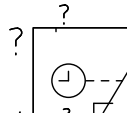
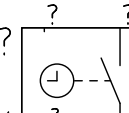
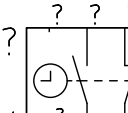

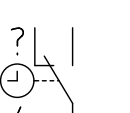
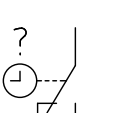
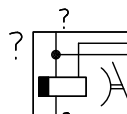
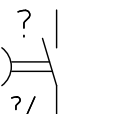
Département resp. .	Référence technique .	Créateur B.Favre	Visé par .	=	
Type de document Collection de symboles	Titre, titre complémentaire Symbols for single-line diagram		Stade du document	Format	
Propriétaire légal B.Favre Électricien	Page de couverture		FAV0562__01		
			modif.	date d'édition 25.10.02	lang. page... 1/1

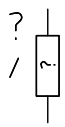
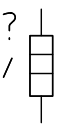
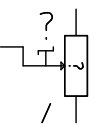
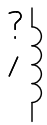
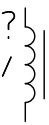
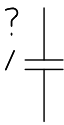
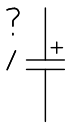
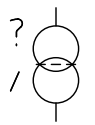
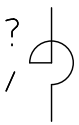
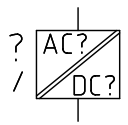




1	2	3	4
fav0562__01 title_page fav0562__02 table of content		fav0562__12 motor ← DXF drawing	fav0562__12 motor ← PDF Page
Page 3 		Page 10 	
Page 4 		Page 11 	
Page 5 		Page 12 	
Page 6 		Page 13 emitter receiver 	
Page 7 			
Page 8 			
Page 9 			
Département resp. .	Référence technique .	Créateur B.Favre	Visé par .
Type de document Collection de symboles		Titre, titre complémentaire Symboles électriques	
Propriétaire légal B.Favre Électricien		Stade du document FAV0562__02	
		Format A4P	
		modif. .	date d'édition 25.10.02
		lang. .	page... 1/1



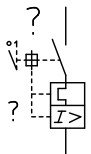
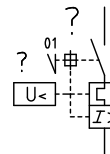

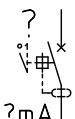
1	2	3	4	
Schliesser (Arbeitskontakte) Contact de travail Contatto di lavoro (NO) Make contact (NO) Automatische Rückstellung Retour automatique Ritourno automatico Automatic return		Ohne Automatische Rückstellung (Raste) Sans retour automatique (crantage) Senza ritourno automatico (Nottolino) Without Automatic return (detent)		A
 fav0300__A1		 fav0100__A10		
 fav0300__A2		 fav0100__A11		B
 fav0300__A3		 fav0100__A12		
Öffnungskontakt (Ruhekontakt) Contact à ouverture		Contatto di apertura (NC) Break contact (NC)		C
 fav0301__A1		 fav0301__A2		
 fav0301__A3				D
Umschaltkontakt (Wechsler) Contact à deux directions (Commutation)		Contatto di scambio (CO) Change-over contact (CO)		
 fav0302__A1		 fav0302__A2		
 fav0302__A3		 fav0302__A1X		F
 fav0302__A2X		 fav0302__A3X		
Verzögert während der Anzug Retardé lors de l'attraction		ritardato durante l'attrazione delayed during the attraction		F
 fav0303__A1		 fav0303__A3		
 fav0303__A2		 fav0303__A3X		G
 fav0303__A5		 fav0303__A7		
 fav0303__A6		 fav0303__A7X		H
Département resp. .		Référence technique .		
Créateur B.Favre		Visé par .		J
Type de document Collection de symboles		Titre, titre complémentaire Symboles électriques Schéma unifilaire Contactes (fav0100__a1)		
Propriétaire légal B.Favre Électricien		Stade du document Format A4P FAV0562__03 modif. date d'édition lang. page... 25.10.02 . 1/1		

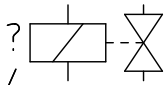
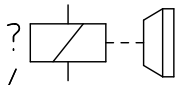
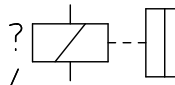
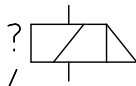
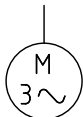

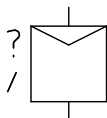
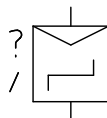
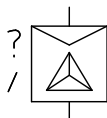
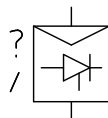
1		2		3		4		
Relais abfallverzögert Relais retarde à la chute Relè con ritardo alla ricaduta Slow releasing relay				Relais anzugsverzögert Relais retardé à l'attraction Relè ritardo all'attrazione Slow operating relay				
								A
fav0310__A2				fav0310__A3		fav0310__A1		
Relais anzug. und abfallverzögert Relais retarde à la chute et l'attraction Relè con ritardo alla ricaduta e all' attrazione Slow-releasing an operating relay				Schrittrelais, Stromstossrelais Relais pas à pas, télérupteur Relè passo passo Latching relay				
								B
fav0310__A4				fav0310__A5		fav0310__A5X		
Drucktaster		Bouton-poussoir		Pulsante		Push-button		
								
fav0312__A1		fav0312__A2		fav0312__A3				C
Leuchtdrucktaster		Bouton-poussoir lumineux		Pulsante luminoso		Illuminated button		
								
fav0312__A4		fav0312__A5						
Drehschalter		Interrupteur rotatif		interruttore rotativo		rotary switch		
								D
fav0312__A10		fav0312__A11		fav0312__A12				
Notschalter Interrupteur d'urgence interruttore di emergenza emergency switch				Betätigung durch Schlüssel actionnement par clé attuatore a chiave operation by key				
								E
fav0112__A10								
Département resp.		Référence technique		Créateur B.Favre		Visé par		=
.		.						+
Type de document Collection de symboles		Titre, titre complémentaire Symboles électriques Schéma unifilaire Relay coil, switch (fav0310__A2)				Stade du document A22		Format A4P
Propriétaire légal B.Favre Électricien						FAV0562__04		F
						modif. date d'édition 25.10.09		lang. page... 1/1


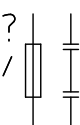

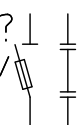
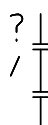
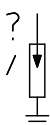








1		2		3		4	
Kontrolllampe Lampe témoin Lampade spia Pilot lampe		Horn Klaxon Corno horn					
							
fav0313__A1		fav0313__A2					
Anzeigendes Messgeräte Strumento di mesure indicatore Appareil de mesure afficheur indicating measuring instrument				registrierendes Messgerät Strumento di mesure registratore Appareil de mesure enregistreur recording measuring instrument			
							
fav0313__A10		fav0313__A10X		fav0313__A15			
integrierendes Messgerät Strumento di mesure integrator Appareil de mesure intégreur integrating measuring instrument							
				fav0313__A20			

1		2		3		4	
Endschalter Interruteur de fin de course Interruttore de fina corsa Limit switch		Schwimmerschalter Sonde de niveau à flotteur Sonda di livello a galleggiante Float switch					
 fav0314__A1		 fav0314__A1X		 fav0314__A25		 fav0314__A26	
Schalter, etwaige physikalische Grösse Interruteur, grandeur physique quelconque							
Interruttore, qualsiasi grandezza fisica switch, any physical quantity							
Automatische Rückstellung Retour automatique Ritourno automatico Automatic return		Ohne Automatische Rückstellung (Raste) Sans retour automatique (crantage) Senza ritourno automatico (Nottolino) Without Automatic return (detent)					
 fav0314__A30		 fav0314__A31		 fav0314__A34		 fav0314__A35	
						 B23 ->0,2% <-0,01% example	
						 B41 -> 30°C example	
Schaltuhr ? ? ?  ? ? ? fav0315__A1		Interrupteur horaire ? ? ?  ? ? ? fav0315__A2		Interruttore a tempo ? ? ?  ? ? ? fav0315__A3		Time switch ? ? ?  ? ? ? fav0315__A5	
						 fav0315__A7	
						 fav0315__A7X	
Treppenlichtschalter Minuterie d'escalier Temporizzatore per luce Staircase lighting timer							
 fav0314__A30				 fav0303__A5			
Département resp. .		Référence technique .		Créateur B.Favre		Visé par .	
Type de document Collection de symboles		Titre, titre complémentaire Symboles électriques		Stade du document .		Format A4P	
Propriétaire légal B.Favre Électricien		Schéma unifilaire Limit, time & staircase switch, Sensor		FAV0562__06		F	
				modif. date d'édition lang. page... 25.10.09 . 1/1			

1		2		3		4	
Widerstand résistance resistore resistor		Heizwiderstand résistance chauffante resistore de riscaldamento heating resistor		Potentiometer potentiomètre potenziometro potentiometer			
							
fav0317__A1		fav0317__A8		fav0317__A7			
Induktivität inductance induttore inductor		Induktivität mit Magnetkern inductance à noyau magnétique induttore a nucleo magnetico magnetic core inductor		Kondensator condensateur condensatore capacitor		Elektrolytkondensator condensateur électrolytique condensatore elettrolitico electrolytic capacitor	
							
fav0317__A20		fav0317__A21		fav0317__A30		fav0317__A40	
Transformator Transformateur Transformatore Transformer		Induktivität inductance induttore inductor		Netzgeräte Alimentation électrique Alimentare elettrico power supply			
							
fav0319__A1		fav0319__A2		fav03179__A10			
Stromwandler Transformateur de courant Transformatore di corrente current Transformer				Spannungswandler Transformateur de tension Transformatore di tensione voltage Transformer			
							
fav0319__A23		fav0319__A23X		fav0319__A24		fav0319__A24X	
Département resp. .	Référence technique .	Créateur B.Favre	Visé par .	= + .			
Type de document Collection de symboles		Titre, titre complémentaire Symboles électriques Schéma unifilaire		Stade du document .		Format A4P	
Propriétaire légal B.Favre Électricien		component RLC, transformer (fav0317__A1)		FAV0562__07			
				modif. .	date d'édition 25.10.09	lang. .	page... 1/1













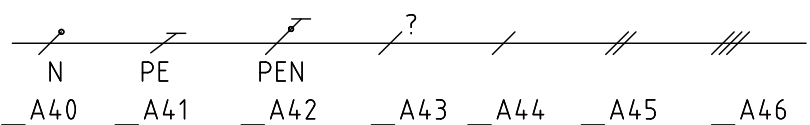
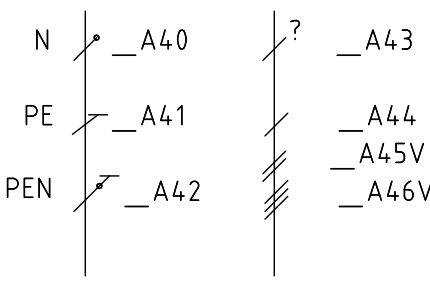
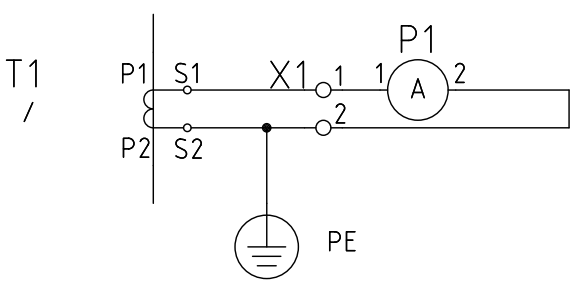
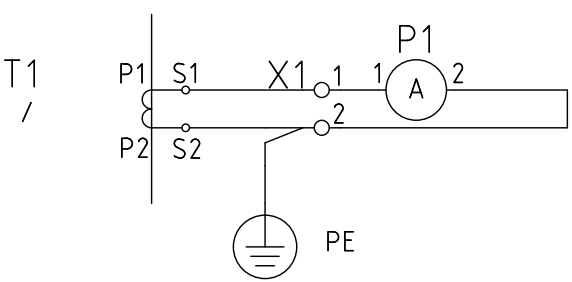
1		2		3		4	
Leitungsschalter disjoncteur de ligne disgiuntore di linea line circuit-breaker		Motorschuttschalter disjoncteur de protection de moteur disgiuntore per protezione motore motor protection circuit-breaker					
							
fav0120__A1 fav0120__A2		fav0120__A30 fav0120__A31		mit Unterspannungsauslöser avec déclencheur à minimum de tension con sganciatore di minima tensione wiht under-voltage release			
Fehlerstrom-Schutzeinrichtung dispositif à courant différentiel dispositivo differenziale residual current device		Fehlerstromschalter mit Leitungsschalter disj. de ligne combiné avec disj. courant différentiel disgiuntore combinato con differenziale residual current dev. with c.-breaker					
							
fav0120__A20		fav0120__A22					
Motorschuttschalter disjoncteur de protection de moteur		disgiuntore per protezione motore motor protection circuit-breaker					

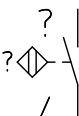

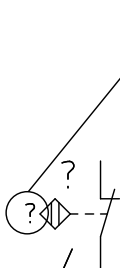
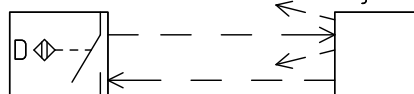
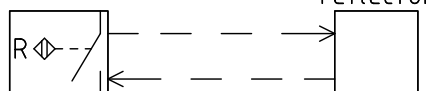
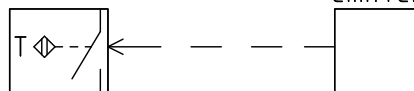
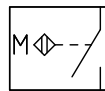
1		2		3		4	
Magnetventil électrovalve electrovávula magnet valve		elektromagnetischer Bremse frein électrique freno elettromagnetico electromagnetic brake		Lasthebemagnet électroaimant de levage elettromagnete di sollevamento lifting magnet			
							
fav0321__A1		fav0321__A10		fav0321__A11			
elektrischer Türöffner gâche électrique apriporta elettrico electric door locks		Drehstrommotor Moteur triphasé motor trifase three-phase motor					
							
fav0321__A20		fav0321__A21		fav0321__A22			
Motor anlasser general symbole		démarreur de moteur operating in steps	avviatore per motore star-delta	Motor starter with electronic			
							
Département resp. .		Référence technique .		Créateur B.Favre		Visé par .	
Type de document Collection de symboles		Titre, titre complémentaire Symboles électriques Schéma unifilaire electromechanical, motor starter		Stade du document .		Format A4P	
Propriétaire légal B.Favre Électricien				FAV0562__09		F	
				modif.	date d'édition 25.10.09	lang.	page... 1/1

1		2		3		4	
Sicherung fusible fusibile fuse   fav0322__A1 fav0322__A4		Sicherungstrennschalter fusible-sectionneur sezionatore-fusibile fuse-disconnector   fav0322__A10 fav0322__A14		Trenner (N, PE) Sectionneur (N, PE) Sezionatore (N, PE) Isolator (N, PE)  fav0322__A17		Überspannungsableiter parafoudre scaricatore surge arrester  fav0322__A20	
Buchse und Stecker fiche et prise presa e spina plug and socket   fav0323__A20 fav0323__A20X		Buchse prise femelle presa femina socket / jack   fav0323__A21 fav0323__A21X		Stift broche mâle spina maschio pin contact   fav0323__A22 fav0323__A22X			
Elektroklemme  fav0323__A1		borne de raccordement  fav0323__A11					
Département resp. .		Référence technique .		Créateur B.Favre		Visé par .	
Type de document Collection de symboles		Titre, titre complémentaire Symboles électriques Schéma unifilaire fuse, plug and terminal		Stade du document .		Format A4P	
Propriétaire légal B.Favre Électricien				FAV0562__10		F	
				modif. .		date d'édition 25.10.09	
				lang. .		page... 1/1	

1		2		3		4			
Diode diode diodo diode		Zenerdiode Diode Zener diodo Zener Zener diode		Leuchtdiode (LED) diode électroluminescente diodo emettitore di luce light emitting diode		Photoelement cellule photovoltaïque cella fotovoltaica photovoltaic cell		Fotodiode Photodiode fotodiode photodiode	
fav0118__A1		fav0118__A2		fav0118__A3		fav0118__A4		fav0118__A5	
Transistor NPN		Transistor PNP		Varistor varistor varistore varistor		Optokoppler Photocoupleur optoisolatore photocoupler			
fav0118__A10		fav0118__A11		fav0118__A20		fav0118__A25		fav0118__A25X	

Département resp. .		Référence technique .		Créateur B.Favre		Visé par .		= + .			
Type de document Collection de symboles				Titre, titre complémentaire Symboles électriques				Stade du document .		Format A4P	
Propriétaire légal B.Favre Électricien				Schéma unifilaire semiconductor (fav0118__A1)				FAV0562__11			
				modif. .				date d'édition 25.10.09		lang. .	
								page... 1/1			

1	2	3	4	
<p>Verbindungssymbole symbole de connexion simboli collegamento connection symbole</p> <p>•</p> <p>fav0097__A1</p>	<p>mit Darstellung der verbindungsrichtung avec représentation du sens de la connection con rappresentazione della direzione di collegamento with representation of the connection direction</p> <p>     </p> <p> fav0097__A2 fav0097__A3 fav0097__A4 fav0097__A5 </p>			A
<p>Schutzerde terre de protection terra di protezione Protective-earthing</p> <p>  </p> <p>fav0097__A10</p>	<p>Erdung, allgemein Symbol terre, symbole général terra, simboli generale Earth, general symbol</p> <p>  </p> <p>fav0097__A11</p>	<p>Potentialausgleich equipotentialité collegamento equipotenziale protective equipotential bonding</p> <p>  </p> <p>fav0097__A12</p>	<p>Masse masse massa ground</p> <p>  </p> <p>fav0097__A13</p>	B
<p>Schirm (eines Kabels) blindage (d'un câble) schermato (di un cavo) shield (of a cable)</p> <p>  </p> <p>fav0097__A20</p>	<p>  </p> <p>fav0097__A21</p>	<p>  </p> <p>fav0097__A22</p>	<p>  </p> <p>fav0097__A23</p>	C
<p>Kennzeichen für leiter identificazione per conduttori</p> <p>fav0097__</p> <p>  </p> <p> _A40 _A41 _A42 _A43 _A44 _A45 _A46 </p>	<p>identification des conducteurs marking for conductor</p> <p>  </p> <p> N _A40 PE _A41 PEN _A42 ? _A43 _A44 _A45V _A46V </p>			
<p>  </p> <p> PE kann an T1:S2 oder X1:2 angeschlossen werden PE peut-être raccordé à T1:S2 ou X1:2 PE può essere collegato a T1:S2 o X1:2 PE can be connected to T1:S2 or X1:2 </p>	<p>  </p> <p> PE muss an X1:2 angeschlossen werden PE doit-être raccordé à X1:2 Il PE deve essere collegato a X1:2 PE must be connected to X1:2 </p>			D
<p>Département resp. .</p>	<p>Référence technique .</p>	<p>Créateur B.Favre</p>	<p>Visé par .</p>	<p>=</p> <p>+</p>
<p>Type de document Collection de symboles</p>	<p>Titre, titre complémentaire Symboles électriques Schéma unifilaire miscellaneous__symbols (fav0097__A1)</p>	<p>Stade du document .</p>	<p>Format A4P</p>	
<p>Propriétaire légal B.Favre Électricien</p>		<p>FAV0562__12</p>	<p>modif. date d'édition lang. page... . 25.10.09 . 1/1</p>	F

1	2	3	4												
<p>Näherungsschalter interruteur de proximité interruttore di prossimità proximity switch</p> <p></p> <p>fav0314__A10</p>	<p>Dauermagnet aimant permanent magnete permanente pemanent magnet</p> <p></p> <p>fav0314__A11</p>	<p>fav0097__A30</p>													
<p>IEC 60947-5-2 Proximity switches</p> <p></p> <table><tr><td>I induktiv</td><td>inductif</td><td>induttivo</td><td>inductive</td></tr><tr><td>C Kapazitif</td><td>capacitif</td><td>capacitivo</td><td>capacitive</td></tr><tr><td>U Ultraschall</td><td>ultrason</td><td>ultrasonica</td><td>ultrasonic</td></tr></table> <p>D Lichttaster capteur photoélectrique reflexif fotocellula a tasteggio diffuse photoelectric sensor</p> <p>R Reflexion Lichtschrank barrière lumineuse à réflexion fotocellula a riflessione reflexion light barrier</p> <p>T Lichtschrank einweg barrière lumineuse unidirectionnelle fotocellula, unidirezionale light barrier, one way</p> <p>M magnetische Feld (Reedkontakt) champs magnétique (contact reed) campo magnetico (contato "reed") magnetic field (reed contact)</p> <p>emitter receiver</p> <p></p> <p>emitter receiver</p> <p></p> <p>receiver</p> <p></p> <p>proximity switch</p> <p></p> <p>Permanentmagnet aimant permanent magnete permanente permanent magnet</p>				I induktiv	inductif	induttivo	inductive	C Kapazitif	capacitif	capacitivo	capacitive	U Ultraschall	ultrason	ultrasonica	ultrasonic
I induktiv	inductif	induttivo	inductive												
C Kapazitif	capacitif	capacitivo	capacitive												
U Ultraschall	ultrason	ultrasonica	ultrasonic												
Département resp. .	Référence technique .	Créateur B.Favre	Visé par .												
Type de document Collection de symboles	Titre, titre complémentaire Symboles électriques Schéma unifilaire proximity switch		Stade du document .												
Propriétaire légal B.Favre Électricien			Format A4P												
		FAV0562__13													
		modif. .	date d'édition 25.10.09												
		lang. .	page... 1/1												